

The natural choice

INSTALLER LEAFLET



DAIKIN ALTHERMA
LOW-TEMPERATURE
HEAT PUMP

Preliminary version

Best seasonal efficiencies, providing the highest savings on running costs

- excellent COP ratings for incentive and certification schemes
- no need for or only very limited use of electrical assistance
- best efficiencies achieved within the most relevant temperature range

p. 4




4 benefits

Perfect fit for new builds, as well as for low-energy houses

- custom-made product for very low heat loads
- build to withstand most severe winter conditions
- heating, cooling and domestic hot water in one system

p. 6



Integrated indoor unit:

best solution for domestic hot water for installer & customer

- all components and connections factory-made
- very small installation footprint required
- minimum electrical input with constant availability of hot water

p. 8



New user interface:

high functionalities, easy to use

- self-explanatory controller for easy and quick commissioning
- possibility of preparing and uploading field setting via a PC
- feedback on operation conditions and energy consumption

p. 10



Best seasonal efficiency

providing the highest savings

→ 1. HIGH HEAT PUMP EFFICIENCIES AT ALL OUTDOOR AND WATER TEMPERATURES

Daikin Altherma low temperature uses a range of efficient compressors, limiting electrical compressor inputs to its maximum. This results in optimal efficiencies at several rated conditions, providing excellent ratings, complying with incentive and certification schemes (e.g. EPBD regulations) throughout Europe.

- each capacity class has an individually sized compressor to avoid over-dimensioning
- optimised efficiency at all outside and water temperatures, thanks to a pressure sensor and an individual dimensioned plate heat exchanger per capacity class

This means the end user only pays for the capacity he really needs to obtain the best energy efficiency.

→ 2. HIGH HEATING CAPACITIES DOWN TO LOW OUTSIDE TEMPERATURE

Daikin Altherma low temperature maintains its high heating capacities down to low outdoor temperatures. The electrical back-up heater assistance is no longer required or only very limited.

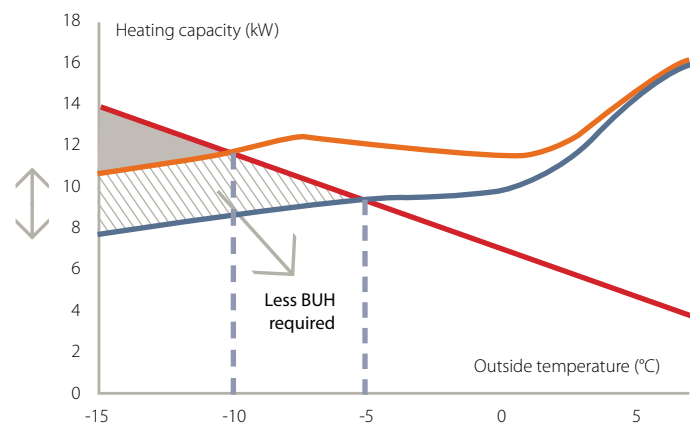
These high heating capacities, available on the whole Daikin Altherma low temperature 4kW-16kW range, are achieved thanks to the combination of:

- Optimised controls to achieve higher frequency of use at low outdoor temperatures
- Liquid injection to avoid too high discharge temperatures when high water temperatures are required at low outdoor temperatures
- Perfectly dimensioned plate heat exchangers to maximise the heat exchange surface

Comparison between standard air-to-water heat pump and new Daikin Altherma units (ERLQ-C range - 11-16 kW)


- Location: Munich
- Design temperature: -15°C
- Heat load: 14kW
- Heating off temperature: 16°C

- Standard HP system
- ERLQ016CA
- Heat load



=> + 40% capacity at -15°C

=> No need for back up heater from -10°C onwards (compared to -5°C for standard heat pump)



→ 3. DAIKIN INVERTER COMPRESSORS WITH HIGH MODULATING RANGE

When the heat load is lower than the maximum capacity of the heat pump system, the compressor can turn in partial load operation. This reduced compressor frequency results in:

- Higher compressor efficiency in partial load operation
- Delivered capacities exactly matching the actual heating demand of the building
- Obtaining the capacities needed with minimum energy consumption
- Less on/off operation, increasing the operation life cycle of the compressor

The new Daikin Altherma low temperature has a high modulating range, meaning the compressor can modulate down to low frequencies to offer the highest efficiencies over the relevant temperature range.

Each inverter compressor has a certain maximum and minimum frequency, and works in between the optimal operation area with the highest operating efficiencies.

→ 4. SMART HEATING CONTROLS

The combined effect of the Daikin Altherma weather-dependent set-point control and the Daikin Altherma inverter compressors maximises the efficiency at each outdoor temperature, assuring stable room temperatures.

1 Weather-dependent set-point control. This control logic will always keep the water temperatures as low as possible, to maximise the heat pump efficiency for each specific outdoor temperature. This results in:

- Higher heat pump efficiency with lower water temperatures
- No unnecessary overheating, thereby delivering the temperatures required
- Continuous heating at lower water temperatures, providing stable room temperatures

2 Inverter technology: lowering the compressor frequency with increasing outdoor temperatures, thus increasing the efficiency

→ 5. LIMITING ELECTRICAL INPUTS OF AUXILIARY COMPONENTS

In addition to limiting the electrical input of the compressor and the electrical back-up heater, Daikin limits electrical inputs of auxiliary components. This also contributes to the high seasonal efficiencies achieved by the Daikin Altherma range.

- Factory-mounted high efficiency circulating pump already qualifying for future regulations (ErP2015) with an A-energy label (EEI ≤ 0.23)
- No standby losses of inverter drive PCB, lowering electricity consumption during standby mode
- No bottom plate heater needed on 4-8kW class
- Low-capacity bottom plate heater on 11-16kW class (ERLQ-C series), only operating during defrost cycles, results in 90% less electricity consumption when compared with standard thermostatic controlled bottom plate heaters

=> Thanks to all these improvements, COP of up to 4.80* is reached

*preliminary data - EHVH04S18C3V with ERLQ004CV3 - EW30°C, LW35°C, ambient conditions: 10°CDB

Perfect fit for new as well as for low energy hou



1. OPTIMISED UNIT FOR LOW HEAT LOADS

The new Daikin Altherma low temperature is designed to meet the requirements of newly built and low-energy houses characterised by low heat loads.

The low capacity 4kW unit with its high modulating range offers optimal efficiency in most relevant outdoor temperature ranges by combining compressors and plate heat exchangers that have been specifically designed for smaller heat loads.



2. MAXIMUM COMFORT

Daikin Altherma low temperature: one system for optimal year-round comfort

- Optimal comfort conditions the whole year round, with both heating and cooling possible
- Stable room temperatures thanks to Daikin inverter compressors and weather dependent set point control
- Room thermostat function to even better match the set-point room temperature with the actual room temperature



3. ALL TYPES OF HEAT EMITTERS POSSIBLE

The Daikin Altherma low temperature has an operation range up to 55°C leaving water temperature, allowing for connection to all types of low-temperature heat emitters.

Under-floor heating

25°C → 35°C

Heat pump convector

35°C → 45°C

The Daikin heat pump convector is specifically designed to offer optimal efficiencies and comfort for residential applications.

- Small dimensions compared to low-temperature radiators
- Low sound level, optimal for bedroom applications
- High-capacity cooling with water temperatures down to 6° C

Low temperature radiators

40°C → 55°C

builds, ses



→ 4. DAIKIN ALTHERMA IS SUITABLE FOR ALL CLIMATES, EVEN WITHSTANDING SEVERE WINTER CONDITIONS

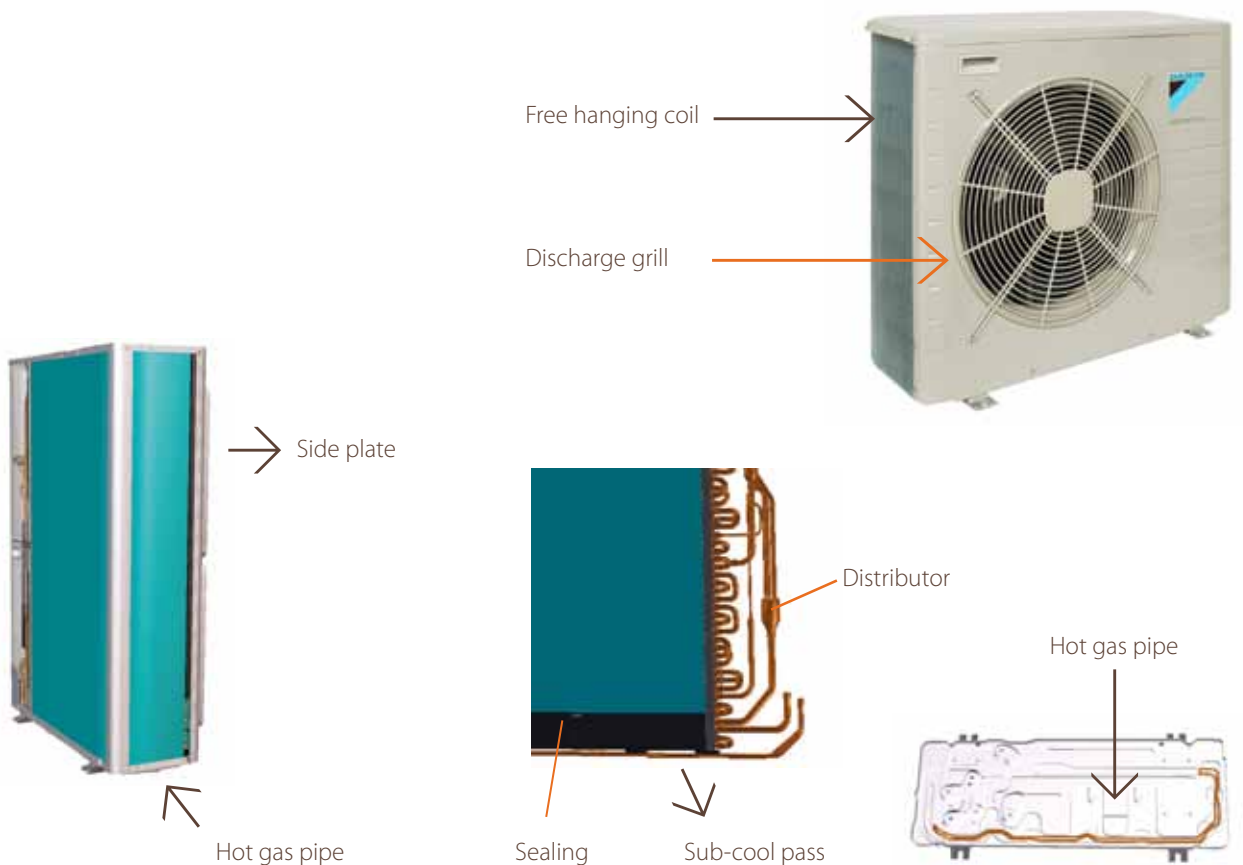
Daikin is renowned for its know-how related to frost protection on its heat pump range. Even in the most severe winter conditions.

1. The 4-8kW range outdoor unit

- The outdoor unit has a free hanging coil, ensuring no ice accumulates in the lower part of the outdoor unit. This is key to offering appropriate frost protection and has the additional advantage that no electrical bottom plate heater is required
- The discharge grill is also specifically designed to avoid ice accumulation

2. The 11-16kW range outdoor unit

- Hot gas pass: hot gaseous refrigerant coming from the compressor runs through the bottom plate to keep the base free of ice and all the drain holes open
- Sub-cool pass: before the refrigerant pipe is split by the distributor to the hairpins, the refrigerant passes through the bottom of the coil to keep this lower part free of ice




Integrated indoor

best solution for domestic hot water

→ 1. EASIEST AND FASTEST INSTALLATION, DOMESTIC HOT WATER TANK INCLUDED

- Fast installation: the stainless steel domestic hot water tank is included in the unit, with all connections between heat pump module and tank factory made.
- All hydraulic components are included
- Easy serviceability and maintenance: the electric PCB board and hydraulic components are accessible from the front.
- Lower installation footprint: all water and refrigerant connections are at the top of the unit, assuring easy connection and accessibility.


Components are accessible from the front



→ 2. COMPACT INDOOR UNIT WITH SLEEK DESIGN

Thanks to the all-in-one design, the installation space is minimised both in terms of footprint and height

- 1 As the domestic hot water tank is integrated in the indoor unit, the installation space required is greatly reduced.



Small footprint: with a width of only 60cm and a depth of 74cm, the integrated indoor unit has a similar footprint compared to other household appliances.

Small installation footprint: no side clearances are required, and no space is required behind the unit for the piping, as the piping connections are at the top. This results in an installation footprint of only 0.44m².

- 3 Low installation height: both the 180l and 260l version come with a height of 1.7m. The required installation height is less than 2m, taking into account 30cm for installing the piping.
- 4 The compactness of the integrated indoor unit is emphasised by its sleek design and modern look, easily fitting with other household appliances.

unit:

– for installer & customer



3. BEST SOLUTION FOR DOMESTIC HOT WATER HEATING: HIGH EFFICIENCY – HIGH COMFORT

- 50% less heat loss compared to a standard insulated tank
- Up to 50-55°C* tank temperatures with heat pump operation only
- Up to 60-80°C** tank temperatures with a back up heater
- High hot water volumes: 300l at 40°C, enough for 6 showers without any electrical assistance
- Schedule function: heat-up the tank at a specified time during the day
- Reheat function: when the tank temperature goes below a specified minimum reheat temperature, the tank is automatically reheated

*50°C for 4-8 kW outdoor unit; 55°C for 11-16 kW

**60°C with standard back-up heater of the heat pump module, 80°C with optional booster heater in the tank



4. WALL-MOUNTED INDOOR UNIT INCLUDING ALL HYDRAULIC COMPONENTS

The wall-mounted indoor unit is the perfect solution, in certain situations

1. When no domestic hot water is required in combination with the Daikin Altherma system:
2. When the wall-mounted indoor unit should be combined with a separate domestic hot water tank
 - stainless steel tank: 150l, 200l or 300l
 - enamel tank: 150l, 200l or 300l
3. When the connection to Daikin solar system is required



solar kit -
connection
to Daikin solar
system



New user interface

high functionalities easy to use



1. QUICK AND EASY COMMISSIONING

- Quick configuration wizard to guide installer through commissioning process
- Menu-based navigation to fine-tune the basic parameters
- Parameters are downloadable to PC as a back-up or to be duplicated
- Actuator test mode to activate all wired components one by one
- Automatic screed-drying function for a gradual heat-up of an under-floor heating system to avoid cracks
- Schedule timers for heating, cooling, domestic hot water operation

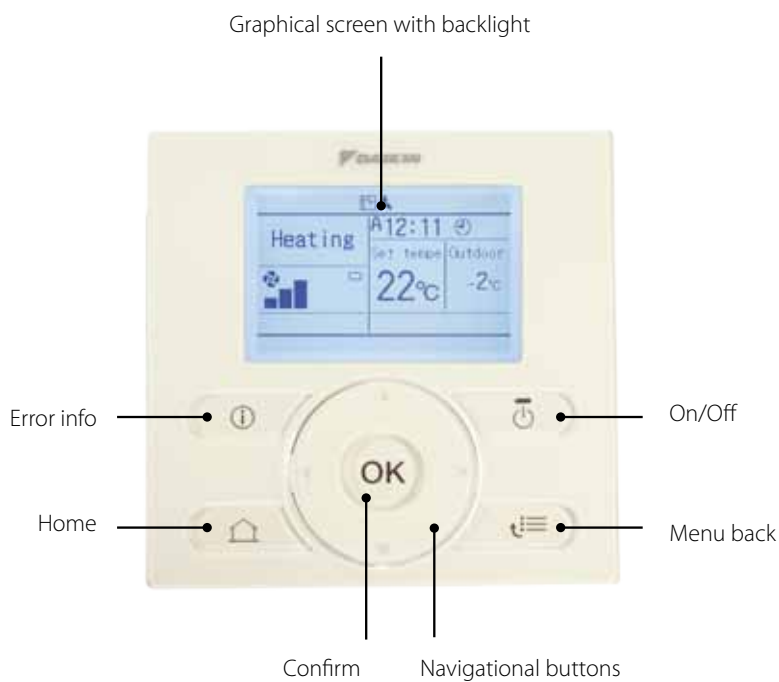


2. ROOM TEMPERATURE CONTROL FUNCTIONALITY

The user interface itself is equipped with a temperature sensor and can be installed remotely from the Daikin Altherma low temperature indoor unit.

- Installed on the unit, it will allow quick and easy access to the unit's operating information and settings.
- Installed remotely (e.g. in a living room) it will also act as a room thermostat with more advanced features than a standard room thermostat, resulting in **more stable room temperatures, increased efficiency and operation life cycle**. A second optional interface can still be installed on the unit for service purposes.

face



→ 3. USER-FRIENDLY WITH INTUITIVE CONTROLS

In the **detailed display mode**, the large graphical display of the user interface displays the actual room temperature and the operation mode of the unit. Depending on the end-user's preference, a simplified basic display is available that shows just the actual room temperature and only allows the room temperature set-point to be changed.

User settings can be accessed through an **intuitive and self-explanatory menu**. This menu will also give access to additional information such as the **energy consumption and heat production of the system**, split up between heating, cooling and domestic hot water operation, enabling close monitoring of the unit's efficient operation.

→ 4. EASY SERVICEABILITY

- Full text error messages to guide end user to take appropriate action
- The service engineer can review the last 20 error occurrences
- Detailed information on the operational conditions of the unit

5. TECHNICAL SPECIFICATIONS

HEATING ONLY



INDOOR UNIT				EHBH04C3V PRELIMINARY DATA	EHBH08C3V PRELIMINARY DATA	EHBH08C9W PRELIMINARY DATA
Casing	Colour			S5730 White / RAL7037	S5730 White / RAL7037	S5730 White / RAL7037
Dimensions	Unit	HeightxWidthxDepth	mm	880x480x350	880x480x350	880x480x350
Operation range	Heating	Ambient	Min.~Max. °C	-20~25	-20~25	-20~25
		Water side	Min.~Max. °C	25~55	25~55	25~55
	Domestic hot water	Ambient	Min.~Max. °CDB	-20~35	-20~35	-20~35
		Water side	Min.~Max. °C	25~55	25~55	25~55
Sound power level	Nom.		dBA	42	42	42
Sound pressure level	Nom.		dBA	28 ¹	28 ¹	28 ¹
Power supply	Name			V3	V3	9W
	Phase			1~	1~	1~/3~



OUTDOOR UNIT				ERLQ004CV3 PRELIMINARY DATA	ERLQ006CV3 PRELIMINARY DATA	ERLQ008CV3 PRELIMINARY DATA
Heating capacity	Min.		kW	1.80 ²	2.30 ²	2.30 ²
	Nom.		kW	4.31 ² / 3.50 ³ / 4.38 ⁴ / 3.92 ⁵ / 4.70 ⁶	6.10 ¹ / 5.93 ² / 4.69 ³ / 5.49 ⁴ / 5.46 ⁵ / 5.15 ⁶	7.47 ¹ / 7.46 ² / 5.84 ³ / 6.07 ⁴ / 6.98 ⁵ / 6.16 ⁶
	Max.		kW	3.50 ⁴	5.00 ⁴	6.10 ⁴
COP				4.72 ² / 3.81 ³ / 2.79 ⁴ / 3.54 ⁵ / 2.29 ⁶	4.80 ¹ / 4.57 ² / 3.62 ³ / 2.72 ⁴ / 3.41 ⁵ / 2.21 ⁶	4.64 ¹ / 4.35 ² / 3.44 ³ / 2.57 ⁴ / 3.37 ⁵ / 2.11 ⁶
Dimensions	Unit	HeightxWidthxDepth	mm	735x825x300	735x825x300	735x825x300
Operation range	Heating	Min.~Max. °CWB		-20~25	-20~25	-20~25
		Min.~Max. °CDB		10~43	10~43	10~43
	Cooling	Min.~Max. °CDB		10~43	10~43	10~43
		Min.~Max. °CDB		-20~35	-20~35	-20~35
Refrigerant	Charge		kg	2	2	2
Sound power level	Heating	Nom.	dBA	61	61	62
	Cooling	Nom.	dBA	63	63	63
Sound pressure level	Heating	Nom.	dBA	48	48	49
	Cooling	Nom.	dBA	48	48	50
Power supply	Name/Phase/Frequency/Voltage			Hz/V	V3/1~/1~/	V3/1~/1~/

(1) EW 30°C; LW 35°C; ambient conditions: 10°CDB (2) EW 30°C; LW 35°C; ambient conditions: 7°CDB/6°CWB (3) EW 30°C; LW 35°C; ambient conditions: 2°CDB/1°CWB (4) EW 30°C; LW 35°C; ambient conditions: -7°CDB/-8°CWB (5) EW 40°C; LW 45°C; ambient conditions: 7°CDB/6°CWB (5) EW 40°C; LW 45°C; ambient conditions: 2°CDB/1°CWB (6) EW 40°C; LW 45°C; ambient conditions: -7°CDB/-8°CWB

HEATING & COOLING



INDOOR UNIT				EHBX04C3V PRELIMINARY DATA	EHBX08C3V PRELIMINARY DATA	EHBX08C9W PRELIMINARY DATA
Cooling capacity	Nom.		kW	5.60 ⁸ / 5.12 ⁹	8.16 ⁸ / 5.86 ⁹	8.37 ⁸ / 6.65 ⁹
Casing	Colour			S5730 White / RAL7037	S5730 White / RAL7037	S5730 White / RAL7037
Dimensions	Unit	HeightxWidthxDepth	mm	880x480x350	880x480x350	880x480x350
Operation range	Heating	Ambient	Min.~Max. °C	-20~25	-20~25	-20~25
		Water side	Min.~Max. °C	25~55	25~55	25~55
	Cooling	Ambient	Min.~Max. °CDB	10~43	10~43	10~43
		Water side	Min.~Max. °C	5~50	5~50	5~50
	Domestic hot water	Ambient	Min.~Max. °CDB	-20~35	-20~35	-20~35
		Water side	Min.~Max. °C	25~55	25~55	25~55
Sound power level	Nom.		dBA	42	42	42
Sound pressure level	Nom.		dBA	28 ¹	28 ¹	28 ¹
Power supply	Name			V3	V3	9W
	Phase			1~	1~	-



OUTDOOR UNIT				ERLQ004CV3 PRELIMINARY DATA	ERLQ006CV3 PRELIMINARY DATA	ERLQ008CV3 PRELIMINARY DATA
Heating capacity	Min.		kW	1.80 ²	2.30 ²	2.30 ²
	Nom.		kW	4.31 ² / 3.50 ³ / 4.38 ⁴ / 3.92 ⁵ / 4.70 ⁶	6.10 ¹ / 5.93 ² / 4.69 ³ / 5.49 ⁴ / 5.46 ⁵ / 5.15 ⁶	7.47 ¹ / 7.46 ² / 5.84 ³ / 6.07 ⁴ / 6.98 ⁵ / 6.16 ⁶
	Max.		kW	3.50 ⁴	5.00 ⁴	6.10 ⁴
Cooling capacity	Nom.		kW	7.04 ⁸ / 4.98 ⁹	8.20 ⁸ / 6.16 ⁹	8.20 ⁸ / 6.65 ⁹
COP				4.72 ² / 3.81 ³ / 2.79 ⁴ / 3.54 ⁵ / 2.29 ⁶	4.80 ¹ / 4.57 ² / 3.62 ³ / 2.72 ⁴ / 3.41 ⁵ / 2.21 ⁶	4.64 ¹ / 4.35 ² / 3.44 ³ / 2.57 ⁴ / 3.37 ⁵ / 2.11 ⁶
EER				3.21 ⁸ / 2.58 ⁹	3.06 ⁸ / 2.71 ⁹	3.06 ⁸ / 2.28 ⁹
Dimensions	Unit	HeightxWidthxDepth	mm	735x825x300	735x825x300	735x825x300
Operation range	Heating	Min.~Max. °CWB		-20~25	-20~25	-20~25
		Min.~Max. °CDB		10~43	10~43	10~43
	Cooling	Min.~Max. °CDB		-20~35	-20~35	-20~35
		Min.~Max. °CDB		-20~35	-20~35	-20~35
Refrigerant	Charge		kg	2	2	2
Sound power level	Heating	Nom.	dBA	61	61	62
	Cooling	Nom.	dBA	63	63	63
Sound pressure level	Heating	Nom.	dBA	48	48	49
	Cooling	Nom.	dBA	48	48	50
Power supply	Name/Phase/Frequency/Voltage			Hz/V	V3/1~/1~/	V3/1~/1~/

(1) EW 30°C; LW 35°C; ambient conditions: 10°CDB (2) EW 30°C; LW 35°C; ambient conditions: 7°CDB/6°CWB (3) EW 30°C; LW 35°C; ambient conditions: 2°CDB/1°CWB (4) EW 30°C; LW 35°C; ambient conditions: -7°CDB/-8°CWB (5) EW 40°C; LW 45°C; ambient conditions: 7°CDB/6°CWB (5) EW 40°C; LW 45°C; ambient conditions: 2°CDB/1°CWB (6) EW 40°C; LW 45°C; ambient conditions: -7°CDB/-8°CWB; (8) EW 23°C; LW 18°C; ambient conditions: 35°C (9) EW 12°C; LW 7°C; ambient conditions: 35°C

HEATING ONLY



INDOOR UNIT				EHVH04S18C3V PRELIMINARY DATA	EHVH08S18C3V PRELIMINARY DATA	EHVH08S26C9W PRELIMINARY DATA
Casing	Colour			S5730 White / RAL7037	S5730 White / RAL7037	S5730 White / RAL7037
Dimensions	Unit	HeightxWidthxDepth	mm	1,700x600x740	1,700x600x740	1,700x600x740
Operation range	Heating	Ambient	Min.~Max. °C	-20~25	-20~25	-20~25
		Water side	Min.~Max. °C	25~55	25~55	25~55
	Domestic hot water	Ambient	Min.~Max. °CDB	-20~35	-20~35	-20~35
		Water side	Min.~Max. °C	25~55	25~55	25~55
Sound power level	Nom.			42	42	42
Sound pressure level	Nom.			28 ¹	28 ¹	28 ¹
Power supply	Name			V3	V3	9W
	Phase			1~	1~	1~/3~

OUTDOOR UNIT				ERLQ004CV3 PRELIMINARY DATA	ERLQ006CV3 PRELIMINARY DATA	ERLQ008CV3 PRELIMINARY DATA
Heating capacity	Min.	kW		1.80 ²	2.30 ²	2.30 ²
	Nom.	kW		4.31 ² / 3.50 ³ / 4.38 ⁴ / 3.92 ⁵ / 4.70 ⁶	6.10 ¹ / 5.93 ² / 4.69 ³ / 5.49 ⁴ / 5.46 ⁵ / 5.15 ⁶	7.47 ¹ / 7.46 ² / 5.84 ³ / 6.07 ⁴ / 6.98 ⁵ / 6.16 ⁶
	Max.	kW		3.50 ⁴	5.00 ⁴	6.10 ⁴
COP				4.72 ² / 3.81 ³ / 2.79 ⁴ / 3.54 ⁵ / 2.29 ⁶	4.80 ¹ / 4.57 ² / 3.62 ³ / 2.72 ⁴ / 3.41 ⁵ / 2.21 ⁶	4.64 ¹ / 4.35 ² / 3.44 ³ / 2.57 ⁴ / 3.37 ⁵ / 2.11 ⁶
Dimensions	Unit	HeightxWidthxDepth	mm	735x825x300	735x825x300	735x825x300
Operation range	Heating	Min.~Max. °CWB		-20~25	-20~25	-20~25
	Cooling	Min.~Max. °CDB		10~43	10~43	10~43
	Domestic hot water	Min.~Max. °CDB		-20~35	-20~35	-20~35
Refrigerant	Charge		kg	2	2	2
Sound power level	Heating	Nom.		61	61	62
	Cooling	Nom.		63	63	63
Sound pressure level	Heating	Nom.		48	48	49
	Cooling	Nom.		48	48	50
Power supply	Name/Phase/Frequency/Voltage			Hz/V	V3/1~/1~/1~/	V3/1~/1~/1~/

(1) EW 30°C; LW 35°C; ambient conditions: 10°CDB (2) EW 30°C; LW 35°C; ambient conditions: 7°CDB/6°CWB (3) EW 30°C; LW 35°C; ambient conditions: 2°CDB/1°CWB (4) EW 30°C; LW 35°C; ambient conditions: -7°CDB/-8°CWB (5) EW 40°C; LW 45°C; ambient conditions: 7°CDB/6°CWB (6) EW 40°C; LW 45°C; ambient conditions: 2°CDB/1°CWB (7) EW 40°C; LW 45°C; ambient conditions: -7°CDB/-8°CWB (8) EW 23°C; LW 18°C; ambient conditions: 35°C (9) EW 12°C; LW 7°C; ambient conditions: 35°C



HEATING & COOLING



INDOOR UNIT				EHVX04S18C3V PRELIMINARY DATA	EHVX08S18C3V PRELIMINARY DATA	EHVX08S26C9W PRELIMINARY DATA
Cooling capacity	Nom.			5.60 ⁸ / 5.12 ⁹	8.16 ⁸ / 5.86 ⁹	8.37 ⁸ / 6.65 ⁹
Casing	Colour			S5730 White / RAL7037	S5730 White / RAL7037	S5730 White / RAL7037
Dimensions	Unit	HeightxWidthxDepth	mm	1,700x600x740	1,700x600x740	1,700x600x740
Operation range	Heating	Ambient	Min.~Max. °C	-20~25	-20~25	-20~25
		Water side	Min.~Max. °C	25~55	25~55	25~55
	Cooling	Ambient	Min.~Max. °CDB	10~43	10~43	10~43
		Water side	Min.~Max. °C	5~50	5~50	5~50
	Domestic hot water	Ambient	Min.~Max. °CDB	-20~35	-20~35	-20~35
		Water side	Min.~Max. °C	25~55	25~55	25~55
Sound power level	Nom.			42	42	42
Sound pressure level	Nom.			28 ¹	28 ¹	28 ¹
Power supply	Name			V3	V3	9W
	Phase			1~	1~	1~/3~

OUTDOOR UNIT				ERLQ004CV3 PRELIMINARY DATA	ERLQ006CV3 PRELIMINARY DATA	ERLQ008CV3 PRELIMINARY DATA
Heating capacity	Min.	kW		1.80 ²	2.30 ²	2.30 ²
	Nom.	kW		4.31 ² / 3.50 ³ / 4.38 ⁴ / 3.92 ⁵ / 4.70 ⁶	6.10 ¹ / 5.93 ² / 4.69 ³ / 5.49 ⁴ / 5.46 ⁵ / 5.15 ⁶	7.47 ¹ / 7.46 ² / 5.84 ³ / 6.07 ⁴ / 6.98 ⁵ / 6.16 ⁶
	Max.	kW		3.50 ⁴	5.00 ⁴	6.10 ⁴
Cooling capacity	Nom.			7.04 ⁸ / 4.98 ⁹	8.20 ⁸ / 6.16 ⁹	8.20 ⁸ / 6.65 ⁹
COP				4.72 ² / 3.81 ³ / 2.79 ⁴ / 3.54 ⁵ / 2.29 ⁶	4.80 ¹ / 4.57 ² / 3.62 ³ / 2.72 ⁴ / 3.41 ⁵ / 2.21 ⁶	4.64 ¹ / 4.35 ² / 3.44 ³ / 2.57 ⁴ / 3.37 ⁵ / 2.11 ⁶
EER				3.21 ⁸ / 2.58 ⁹	3.06 ⁸ / 2.71 ⁹	3.06 ⁸ / 2.28 ⁹
Dimensions	Unit	HeightxWidthxDepth	mm	735x825x300	735x825x300	735x825x300
Operation range	Heating	Min.~Max. °CWB		-20~25	-20~25	-20~25
	Cooling	Min.~Max. °CDB		10~43	10~43	10~43
	Domestic hot water	Min.~Max. °CDB		-20~35	-20~35	-20~35
Refrigerant	Charge		kg	2	2	2
Sound power level	Heating	Nom.		61	61	62
	Cooling	Nom.		63	63	63
Sound pressure level	Heating	Nom.		48	48	49
	Cooling	Nom.		48	48	50
Power supply	Name/Phase/Frequency/Voltage			Hz/V	V3/1~/1~/1~/	V3/1~/1~/1~/

(1) EW 30°C; LW 35°C; ambient conditions: 10°CDB (2) EW 30°C; LW 35°C; ambient conditions: 7°CDB/6°CWB (3) EW 30°C; LW 35°C; ambient conditions: 2°CDB/1°CWB (4) EW 30°C; LW 35°C; ambient conditions: -7°CDB/-8°CWB (5) EW 40°C; LW 45°C; ambient conditions: 7°CDB/6°CWB (6) EW 40°C; LW 45°C; ambient conditions: 2°CDB/1°CWB (7) EW 40°C; LW 45°C; ambient conditions: -7°CDB/-8°CWB (8) EW 23°C; LW 18°C; ambient conditions: 35°C (9) EW 12°C; LW 7°C; ambient conditions: 35°C



ROOM THERMOSTAT



WIRED ROOM THERMOSTAT				EKRTWA	
Dimensions	Unit	HxWxD	mm	87/125/34	
Weight	Unit		g	215	
Outdoor temperature	Storage	Min./Max.	°C	-20/60	
	Operation	Min./Max.	°C	0/50	
Temperature setting range	Heating	Min./Max.	°C	4/37	
	Cooling	Min./Max.	°C	4/37	
Clock				Yes	
Regulation function				Proportional band	
Power supply	Voltage		V	Battery powered 3* AA-LR6 (alkaline)	
Connection	Type			Wired	

WIRELESS ROOM THERMOSTAT				EKTR1	
Dimensions	Thermostat	HxWxD	mm	87/125/34	
	Receiver	HxWxD	mm	170/50/28	
Weight	Thermostat		g	210	
	Receiver		g	125	
Outside temperature	Storage	Min./Max.	°C	-20/60	
	Operation	Min./Max.	°C	0/50	
Temperature setting range	Heating	Min./Max.	°C	4/37	
	Cooling	Min./Max.	°C	4/37	
Clock				Yes	
Regulation function				Proportional band	
Power supply	Thermostat	Voltage	V	Battery powered 3x AA-LRG (alkaline)	
	Receiver	Voltage	V	230	
	Frequency		Hz	50	
	Phase			1~	
Connection	Thermostat			Wireless	
	Receiver			Wired	
Maximum distance to receiver	Indoor		m	approx.30m	
	Outdoor		m	approx.100m	

SOLAR CONNECTION



SOLAR CONNECTION				EKSOLHWAV1	
Dimensions	Unit	HxWxD	mm	770x305x270	
Weight	Unit		kg	8	
Operation range	Outdoor temperature	Min.~Max.	°C	1~35	
	Sound pressure level	Nom.	dB(A)	27	
Thermal performance	Zero loss collector efficiency η0		%	-	
Power supply	Phase/Frequency/Voltage		Hz/V	1~/50/220-240	
Power supply intake				Indoor unit	

ACCESSORY				EKSR3PA	
Mounting				On wall	
Dimensions	Unit	HxWxD	mm	332x230x145	
Thermal performance	Zero loss collector efficiency η0		%	-	
Control	Type			Digital temperature difference controller with plain text display	
	Power consumption		W	2	
Sensor	Solar panel temperature sensor			Pt1000	
	Storage tank sensor			PTC	
	Return flow sensor			PTC	
Power supply	Feed temperature and flow sensor			Voltage signal (3.5V DC)	
	Frequency / Voltage		Hz / V	50/230	

SOLAR COLLECTOR



SOLAR COLLECTOR				EKS26P		EKSH26P	
Dimensions	Unit	HxWxD	mm	2,000x1,300x85		1,300x2,000x85	
Weight	Unit		kg	43			
Volume			l	1.7		2.1	
Surface	Outer		m²	2.601			
	Aperture		m²	2.364			
	Absorber		m²	2.354			
Coating				Micro-therm (absorption max.96%, Emission ca. 5% +/-2%)			
Absorber				Harp-shaped copper pipe register with laser-welded highly selective coated aluminium plate			
Glazing				Single pane safety glass, transmission +/- 92%			
Allowed roof angle	Min.~Max.		°	15~80			
Operating pressure	Max.		bar	6			
Stand still temperature	Max.		°C	200			
Thermal performance	Zero loss collector efficiency η0		%	78.7			
	Heat loss coefficient a1		W/m².K	4.270			
	Temperature dependence of the heat loss coefficient a2		W/m².K²	0.0070			
	Thermal capacity			6.5			
	Incident angle modifier	AM at 50°		0.94			
Installed position				Vertical		Horizontal	

HEAT PUMP CONVECTOR



INDOOR UNITS				FWXV20AVEB		FWXV15AVEB	
Heating capacity	Total capacity	Nom.	kW	2.0		1.5	
	Total capacity	Nom.	kW	1.7		1.2	
Cooling capacity	Sensible capacity	Nom.	kW	1.4		0.98	
	Heating	Nom.	kW	0.015		0.013	
Power input	Cooling	Nom.	kW	0.015		0.013	
	Dimensions	Unit	Height/Width/Depth	600/700/210			
Weight	Unit		kg	15			
Piping connections	Drain/OD/Inlet/Outlet		mm/ inch	18/G 1/2/G 1/2			
Sound pressure level	Heating	Nom.	dB(A)	29		19	
	Cooling	Nom.	dB(A)	29		19	
Power supply	Phase/Frequency/Voltage		Hz/V	1~/50/60/220-240/220			

(1)Cooling: indoor temp. 27°CDB, 19°CWB; entering water temp. 7°C, water temperature rise 5K.(2)Heating: room temperature 20°CDB and entering water temperature 45°C, water temperature drop 5K.



Daikin's unique position as a manufacturer of air conditioning equipment, compressors and refrigerants has led to its close involvement in environmental issues. For several years Daikin has had the intention to become a leader in the provision of products that have limited impact on the environment. This challenge demands the eco design and development of a wide range of products and an energy management system, resulting in energy conservation and a reduction of waste.



Daikin Europe N.V. participates in the Eurovent Certification programme for Air conditioners (AC), Liquid Chilling Packages (LCP) and Fan coil Units (FCU). Check ongoing validity of certificate online: www.eurovent-certification.com or using: www.certiflash.com

The present leaflet is drawn up by way of information only and does not constitute an offer binding upon Daikin Europe N.V. Daikin Europe N.V. has compiled the content of this leaflet to the best of its knowledge. No express or implied warranty is given for the completeness, accuracy, reliability or fitness for particular purpose of its content and the products and services presented therein. Specifications are subject to change without prior notice. Daikin Europe N.V. explicitly rejects any liability for any direct or indirect damage, in the broadest sense, arising from or related to the use and/or interpretation of this leaflet. All content is copyrighted by Daikin Europe N.V.



Daikin products are distributed by: